

*WITH* *OUT YOUR SUPPORT*



**BESS  
PROGRAM**



# WITH

# YOUR


# SUPPORT

**181**  
BESS CLIENTS

**117**  
NEW CLIENTS

**82**   
CLIENTS  
HELPED WITH  
EMPLOYMENT

**2**  
OPEN  
HOUSES FOR  
COMMUNITY  
PARTNERS

**31**  
CLIENTS  
HOUSED  


**32**  
COUNSELLING  
CLIENTS  


**50**  
NEW  
COMMUNITY  
PARTNERS



**7**

WOMEN THAT WENT  
BACK TO SCHOOL

**3,057**

HOURS OF SERVICES STAFF  
PROVIDED TO CLIENTS


**32**

EMPLOYER PARTNERS

**22**

WOMEN  
THAT FOUND  
EMPLOYMENT  


**38**

AVERAGE  
AGE OF  
BESS CLIENTS  


**BESS  
PROGRAM**



**11** LIFE SKILLS  
WORKSHOPS

**11** COUNSELLING  
WORKSHOPS  
OFFERED


**49**



FAMILIES  
SPONSORED  
AT CHRISTMAS

**120**  
SUITS &  
**60**

PAIRS OF  
SHOES  
IN CAREER  
BOUTIQUE

**5** AWARDS GIVEN  
OUT AT ANNUAL  
BESS CELEBRATION 

**2** HER HOME  
CLIENTS





**35** AVERAGE AGE  
OF WOMEN

**5** AVERAGE AGE  
OF CHILDREN



**25**

DIFFERENT  
LANGUAGES  
SPOKEN BY  
CLIENTS



**184**   
HOURS IN  
WOMEN'S  
GROUPS

**184**  
HOURS IN  
CHILDREN'S  
GROUPS

**66** WOMEN &  
**64** CHILDREN LIVED  
WITH US

**2** MONTHS AVERAGE  
LENGTH OF STAY

**35**  
PIECES OF ART  
ON THE WALL

**4** FISH IN  
THE TANK

# 2019 Impact Report

**RESIDENTIAL  
PROGRAM**

**87** OUTINGS

(movies, museums,  
parks, zoos, sporting  
events & more!)

