

2018 Impact Report



192
BESS
CLIENTS

127
NEW
CLIENTS

35 CLIENTS
HELPED WITH
EMPLOYMENT

3 OPEN HOUSES
FOR COMMUNITY
PARTNERS

56 CLIENTS
HOUSED

54
COUNSELLING
CLIENTS

60 NEW
COMMUNITY
PARTNERS



3 WOMEN THAT
WENT BACK TO SCHOOL



2,232 HOURS
OF SERVICES STAFF
PROVIDED TO CLIENTS



22 WOMEN THAT
FOUND EMPLOYMENT



35
AVG. AGE OF
BESS CLIENTS

13
LIFE SKILLS
WORKSHOPS

15 COUNSELLING WORKSHOPS OFFERED



50 FAMILIES
SPONSORED AT
CHRISTMAS

20
EMPLOYER
PARTNERS



120 SUITS & **65** PAIRS OF
SHOES IN CAREER BOUTIQUE



5 AWARDS
GIVEN OUT AT
ANNUAL BESS
CELEBRATION

2 HER HOME
CLIENTS



2018 Impact Report

RESIDENTIAL Program

 **30** AVERAGE AGE OF WOMEN


 **5** AVERAGE AGE OF CHILDREN

 **12** DIFFERENT LANGUAGES SPOKEN BY CLIENTS



 **58** HOURS IN WOMEN'S GROUPS

 **144** HOURS IN CHILDREN'S GROUPS

 **87** OUTINGS (movies, museums, parks, zoos, sporting events & more!)



186 PIECES OF ART ON THE WALL



4 FISH IN THE FISH TANK

64 WOMEN & **82** CHILDREN LIVED WITH US

2 MONTHS AVERAGE LENGTH OF STAY

